

Measuring a room




To calculate the amount of flooring you need to -

- 1) work out it's area.**
- 2) apply an allowance for wastage (it's different straight board vs. patterned).**
- 3) check if the floor is sold in packs.**

Before you start, make sure you have a tape measure and a friend to help (or even better a laser measure, which is readily on Amazon).

Why do you need wastage?

Wastage is required for 3 reasons - 1) to fit a floor into a room it has to be cut. These off-cuts are then not usable, 2) even the best fitters make mistakes on their cuts, 3) very rarely, boards will contain defects (say 1 in 200). Wastage allows for all these factors; there is nothing worse than being short of flooring on a project.



Patterned floors have higher wastage - as shown in the image above.

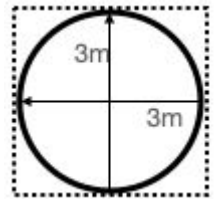
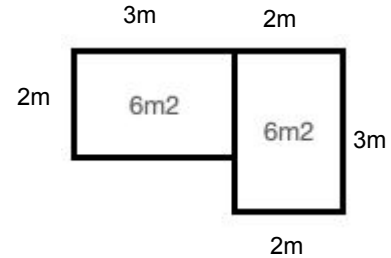
Straight Planks

For a simple square room the area is calculated by multiplying the width by the length. For example, a room that is 3m by 2m will need 6m². Then allow another 10%, or 0.6m², for wastage and you will come to a recommended amount for flooring of 6.6m².

Ofcourse, in the real world, rooms aren't square. So, divide your room into multiple rectangles or squares and then add these together to get the total room area. Always remember to add 10% wastage.

If your room has curves our advice is to square them off. If the curves are very large (say you live in an Lighthouse!) then a deduction can be made to factor in the reduced area but curved rooms will increase wastage, so you may need to allow for more than 10%. For example, the round room to the right would need 9m² of flooring.

Remember, with wastage, it is always better to be cautious - we measure properties every day and still don't always get it right. If the floor is one of our stocked floors we will accept returns (minus a restocking fee and carriage), if it's a bespoke floor, we can't accept returns, but remember, if you're short of flooring with a bespoke floor, you can end up waiting weeks to complete the project whilst new planks are being made.



Patterned floors - Chevron and Herringbone



Herringbone and Chevron floors come in left and right planks. For this reason, you will require more wastage to complete your flooring. This will vary based **the shape of your rooms** and **the size of your boards**.


If your room is square and the patterned floor fits exactly into your space, your wastage will be low. For example, the square room to the right will require very little wastage.

The reality is, this won't happen and small cuts of board will be required to complete your floor. For example, with the rectangle to the right, the area that needs flooring below is the black line (say this is a hallway), yet the area you need to buy is the dotted red line. Here wastage is very high. In fact you will need to buy nearly twice as much flooring as the actual space!! (wastage is 100%).

Using larger patterned boards can also increase wastage; to complete the floor on the edge you may only need a tiny cut and the rest of the plank will be then wasted (see image on pg1).

For this reason, we ask clients to allow a minimum of 15% wastage for patterned floors. This figure will need to be increased if i) the area has lots of corridors, hallways or enclosed cupboards and 2) they are using larger versions of our patterned floors, say our 120mm by 600mm width.

Contact us for any advice or help in calculating the area for you patterned floors.



Does the floor come in packs?

Once you have the amount of flooring you need for the space, check if the flooring comes in packs. You will need this to work out the final quantity required.

For example, our Newington Range comes in packs of 2.88m² (or 8 planks each 1.9m long). Generally our advice is to round up the flooring you need to a larger amount to factor in the packs, especially as with many of our Rustic Newington finishes we will accept returns. Having said this, if your area ends up being very slightly into the next pack you may decide to go with the lower number of packs.

The majority of our made to order floors, don't come in packs, we just make your required area. Here you just need to tell us the area and we will make it for you.

If you have any questions on measuring your room, please don't hesitate to get in touch with us at info@kite-flooring.com.

Kite Flooring
Jan 2022



Packs of flooring being shipped out